

READY, SET, GO!

THESE THREE WORDS COULD SAVE YOUR LIFE.

Be prepared for wildfires before they occur. These simple steps make it easy.

READY!




Create a clear space of 200 feet from any structure, and 10 feet from any fence line around your home. Keep all items that are flammable at least 5 feet from the exterior walls of your home. Flying embers can burn a home more than a mile from the fire front.



SET!



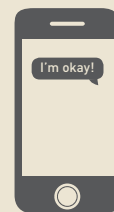
Make a plan and know your routes out if asked to evacuate.

- 
1. WHAT
 2. HOW
 3. WHO
 4. WHEN


Create a wildfire survival plan.



Create an emergency supply (GO) kit.



Create a family communications plan.



GO!



When told to evacuate, don't wait! Buildings and things can be replaced. Lives cannot. Follow your wildfire survival plan.



Follow your evacuation plan checklist.

GO!!!

When authorities tell you to GO, do it. Don't put yourself, your pets, or your family at risk.



Make sure you have an additional emergency supply (GO) kit in your vehicle.



Cover up to protect yourself from heat and flying embers. Eye protection is essential. So are long pants, long sleeve shirt, hiking boots or similar, cap, dry bandanna to cover your face - 100% cotton is preferable.



Pets must be part of your plan!

FOR MORE INFORMATION AND EDUCATION:

lafd.org/fire-prevention/brush
mysafela.org/ready-set-go
readyforwildfire.org

